



AX2700 Wi-Fi 6 Range Extender

Boost your Wi-Fi



RE2700X



Wi-Fi 6
Dead-Zone Killer



Wider
Channel Width



Connect
More Devices^Δ



Uninterrupted
Streaming[§]

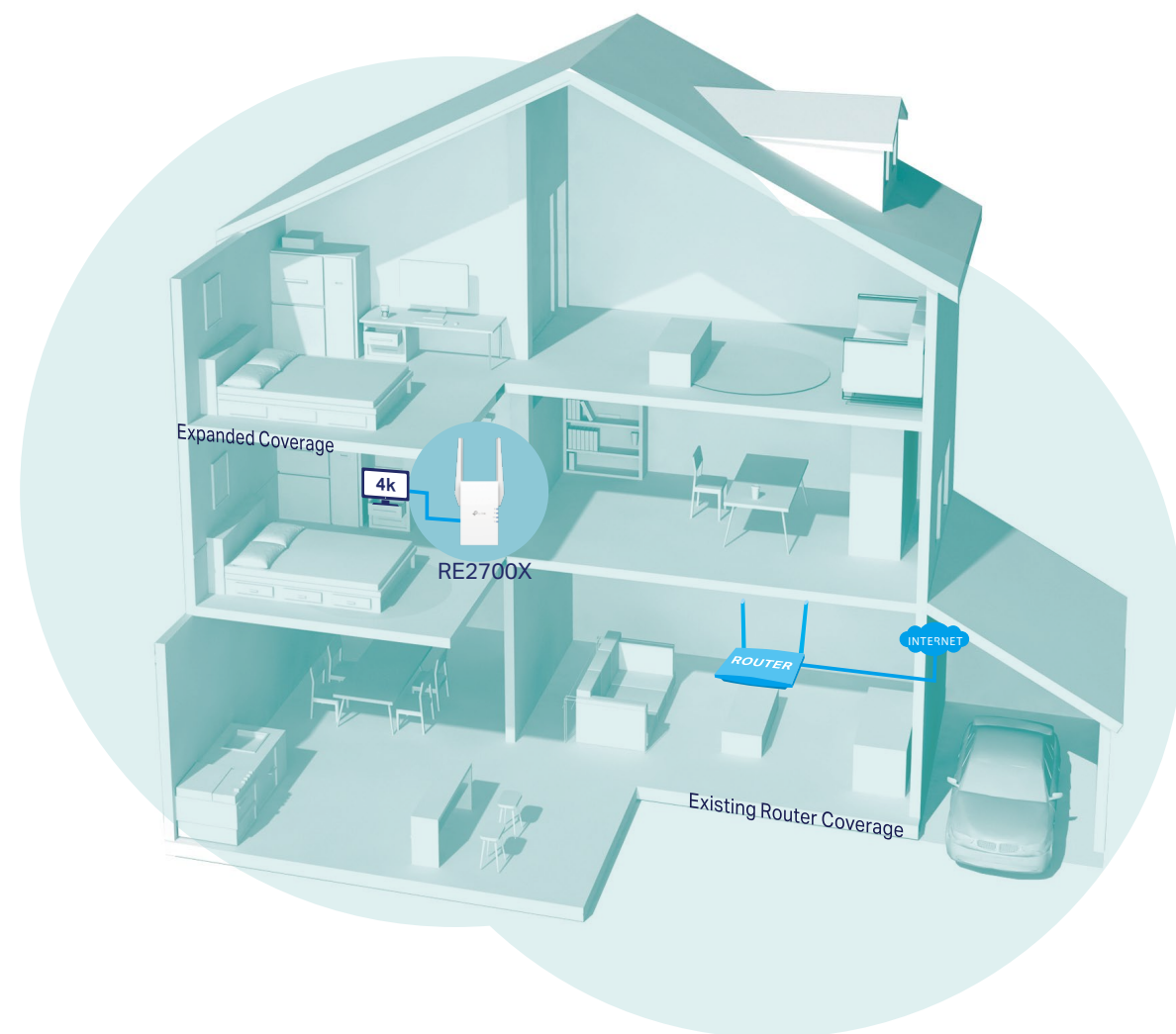


Easy Setup
Within Minutes

Highlights

Eliminate Wi-Fi Dead Zones with Powerful Wi-Fi

Works with any Wi-Fi router to eliminate Wi-Fi dead zones, and blanket your home with stable, super-fast, seamless Wi-Fi via EasyMesh.



● Wi-Fi Coverage
— Ethernet Cable



Faster Wi-Fi 6 Speed

Experience explosive Wi-Fi speeds up to 2.7 Gbps with the wider 160 MHz channel.[†]



Larger Capacity

Wi-Fi 6 builds a more efficient network that increases the average throughput by 4 times and servers more devices.[^]



Ultra-Low Latency

Take advantage of ultra-low latency to enjoy smoother online experience.



Save Clients' Battery Power

Target Wake Time schedules the connection time of battery-powered devices to reduce their power consumption.*



Adaptive Path Selection

Keep your network running at top-speed by automatically choosing the fastest connection path to the router.



Access Point Mode

Create a new Wi-Fi access point to enhance your wired network with Wi-Fi capability.



Easy Setup Within Minutes

Easy setup and management via WPS button/Tether app/Web UI.

Highlights



EasyMesh-Compatible

Connect with an EasyMesh-compatible router to create a mesh network for seamless whole-home coverage, or any Wi-Fi router to boost your Wi-Fi range.†**



Wi-Fi Dead-Zone Killer

Eliminate weak signal areas with Wi-Fi coverage for the whole house.



Uninterrupted Roaming

Enjoy uninterrupted streaming, surfing, and more—even when moving around your home.



One Wi-Fi Name

Stay connected to the same network name in every room.



Easy Setup and Unified Management

Push the WPS button to set up a Mesh network you can manage from the Tether app or web UI.



Check the full list of TP-Link's EasyMesh-compatible extenders and routers at tp-link.com/easymesh/product-list/

*More compatible devices coming soon

Wi-Fi 6 Range Extender



Secure One-touch Connection (WPS)

Instantly connect the extender to a router without further configuration.

Smart Signal Indicator

See signal to find the best spot to extend Wi-Fi.


- Strong signal
- Weak signal

Gigabit Ethernet Port

Plug in to give wired device network access, ideal for high-bandwidth intensity.



Features



Ease of Use

- **Intuitive Web UI**– Ensures quick and simple installation without hassle
- **Fast Encryption** – One-touch wireless security encryption with the WPS button
- **Hassle-free Management with Tether App** – Network management is made easy with the TP-Link Tether App, available on any Android or iOS device
- **Online Upgrade** – Keeps you informed of the latest firmware and allows online updating on the web UI



Speed

- **Ultimate Wireless Speed** – Combined wireless speeds of up to 574 Mbps (over 2.4 GHz) and 2162 Mbps (over 5 GHz)[†]
- **Support Wi-Fi 6** – Turbocharge your devices with wireless speeds of up to 2.7 Gbps
- **Adaptive Path Selection** – Keep your network running at top-speed by automatically choosing the fastest connection path to the router



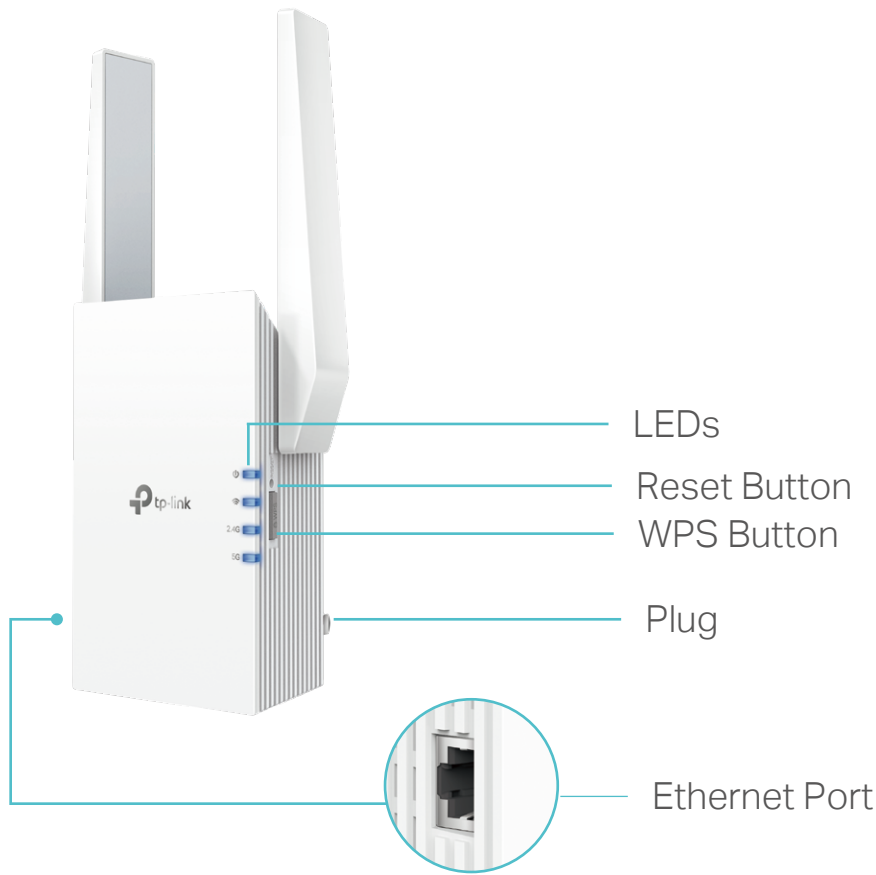
Reliability

- **Simultaneous Dual Band** – Separate Wi-Fi bands enable more devices to connect to your network without a drop in performance
- **Reliable Connection** – Internal antennas for optimal Wi-Fi coverage and reliable wireless connections
- **Ultra-Low Latency** – Take advantage of ultra-low latency to enjoy smoother online experience

Specifications

Hardware

- Button: WPS Button, Reset Button
- Port: 1 Gigabit Ethernet Port
- Antenna: 2 External Antennas
- Power Consumption: 13.5W
- Dimensions (W × D × H): 2.9×1.8×4.9 in. (74.0×46×124.8 mm)



For more information, please visit
https://www.tp-link.com/products/details/?model=RE2700X_V2
or scan the QR code

©2025 TP-Link

[†]Maximum wireless signal rates are the physical rates derived from IEEE Standard 802.11 specifications. Actual wireless data throughput and wireless coverage per ft² are not guaranteed and will vary as a result of network conditions, client limitations, and environmental factors, including building materials, obstacles, volume and density of traffic, and client location.

[‡]The product may not be compatible with routers or gateways with firmware that has been altered, is based on open source programs, or is non-standard or outdated.

[§]Uninterrupted Roaming is designed for devices that support the 802.11k/v standard.

[¶]Up to 4x Capacity refers to 4x increase in median throughput under dense environment compared to 11ac wave 2 range extender.

^{*}Saving clients' battery power requires clients to also support the 802.11ax Wi-Fi standard. Actual power reduction may vary as a result of network conditions, client limitations, and environmental factors.

^{**}TP-Link EasyMesh-compatible products can network with other devices that use EasyMesh. Failed connections may be due to firmware conflicts of different vendors. The EasyMesh-Compatible function is still being developed on some models and will be supported in subsequent software updates.

Wireless

- Wireless Standards: IEEE 802.11a/n/ac/ax 5 GHz, IEEE 802.11b/g/n/ax 2.4 GHz
- Frequency: 2.4 GHz and 5 GHz
- Signal Rate: 574 Mbps at 2.4 GHz, 2162 Mbps at 5 GHz
- Transmit Power: FCC: 2.4 GHz ≤ 23dbm, 5 GHz ≤ 23dbm
- Reception Sensitivity:
5 GHz:
11ax HE80 MCS0: -88dBm, 11ax HE80 MCS11: -58dBm
11a 6Mbps: -94dBm, 11a 54Mbps: -76dBm
11ac VHT80 MCS0: -91dBm, 11ac VHT80 MCS9: -63dBm
11ax HE160 MCS11: -57dBm, 11ax HE160 MCS0: -88dBm
11ax HE40 MCS11: -63dbm, 11ax HE40 MCS0: -93dbm
2.4 GHz:
11ax HE40 MCS0:-93 dBm, 11ax HE40 MCS11:-63 dBm
11g 6Mbps:-95 dBm, 11g 54Mbps:-77 dBm
11n HT40 MCS9:-72dBm
- Wireless Function: LED Control, Access Control, Power Schedule, Wi-Fi Coverage
- Wireless Security: WPA/WPA2-PSK, WPA3 encryptions

Others

- Certification
FCC, RoHS
- System Requirements
Microsoft Windows 98SE, NT, 2000, XP, Vista™ or Windows 7, 8, 8.1, 10, MAC OS, NetWare, UNIX or Linux
Internet Explorer 11, Firefox 12.0, Chrome 20.0, Safari 4.0, or other Java-enabled browser
- Package Contents
Wi-Fi Range Extender RE2700X
Quick Installation Guide